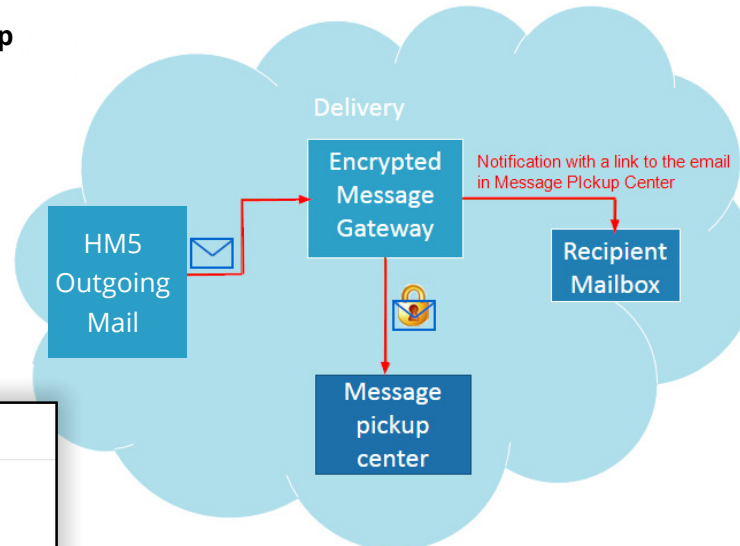


# LRA App for HM5 Mail flow through Policy-based Encryption Service

## 1) Mail flow changes with the Policy-Based Encryption service

- All messages to external recipients are routed to a special gateway.
- At the gateway, all messages are checked according to policy settings.
- If a message should be encrypted, it is routed to the Message Pickup Center. Recipients get a notification with a URL to read the message after registration.

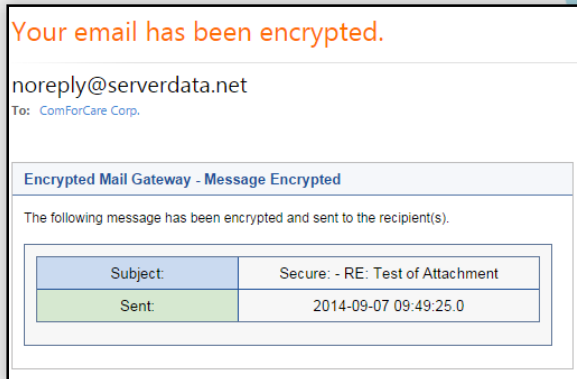


### VALID ONLY when using:

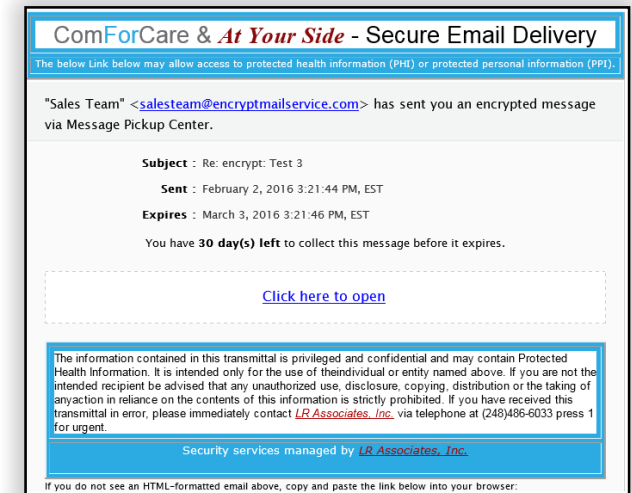
1. LRA App for HM5 - POP/IMAP optional adder , or
2. LRA Outlook Web Access, or
3. LRA Full MS Exchange

## 2) What happens when the email is encrypt

- You the sender gets 'Your message was encrypted' email (see below). The email has useful information about the encrypted message, such as subject, date and time.



- A recipient also gets an email from Message Pickup Center (MPC): If the recipient has not been activated in the MPC before, he or she must activate a new account in the MPC to read encrypted message.



- The activation information (activation password and link) is provided in the message. To activate the account the recipient will need to follow the activation link and enter the name and activation password. The recipient will also create a new password for the MPC.
- If a recipient was using Message Pickup Center (MPC) before, he or she will get a message from MPC with the subject 'You have a new encrypted message from [sender's address]'. This email will have information about encrypted message, such as subject, sent and expiration date, along with the link to access the encrypted message. The recipient should follow the link and enter his or her email address and password (created during activation) to login. After that the recipient will have access to the message.